




edge3 pools



pools for inspired living.

Edge3 Pools is Melbourne's leading pool builder,
specialising in bespoke concrete pools that combine
innovation, functionality, and timeless beauty.

Our team collaborates with architects, builders,
and homeowners to deliver pools that are not only
visually striking but engineered for lifetime performance.



Meet your winning team.

At Edge3 Pools, our team is the heart of every project.

We combine expertise, creativity, and a passion for building pools for inspired living. Every member of our crew is dedicated to quality construction, clear communication, and making the pool-building experience seamless and enjoyable.



Tony Mitre

DIRECTOR | LEAD DESIGNER
MASTER POOL BUILDER & OUTDOOR LIVING SPECIALIST

With 25 years of experience, Tony prides himself on building strong relationships and bringing client visions to life with elegant, functional pool designs tailored for each project.

tony@edge3.com.au



Louie Acevski

DIRECTOR | HEAD OF CONSTRUCTION | MASTER BUILDER

Louie is a fully qualified residential and commercial registered builder with over 15 years of experience. Louie ensures every pool is built with precision, quality materials, and attention to detail.

louie@edge3.com.au



David Cvetkovski

DIRECTOR | CLIENT RELATIONS | BUSINESS MANAGER

With a 25 year background in customer service and business management, David thrives on guiding clients through a seamless process from consultation to completion.

david@edge3.com.au





01



Consultation
& Vision

We start with a personal consultation to understand your space, style, and how your family will enjoy the pool.

02



Custom Design
& Planning

Our team creates a tailored pool design, selecting features, finishes, and layout to match your vision and budget.

03



Approvals
& Permits

Edge3 Pools manages all permits, approvals, and scheduling so you don't have to worry about the details.

04



Expert
Construction

With skilled craftsmanship and quality materials, we bring your design to life while keeping you informed throughout the build.

05



Finishing
Touches

Final details, luxury features, and safety checks ensure your pool is ready for enjoyment.

06



Handover &
Ongoing Support

We start with a personal consultation to understand your space, style, and how your family will enjoy the pool.

1. Budget & Costs

- Total cost includes more than the pool shell: Excavation, plumbing, electrical, decking, landscaping, permits, and equipment add up.
- Quality vs. price: Cheaper pools often cut corners on materials or workmanship, leading to higher maintenance costs.
- Contingency: Set aside 10–15% extra for unforeseen expenses (rock removal, soil issues, design changes).

3. Site & Location

- Space & layout: Pools need access for equipment, construction vehicles, and future maintenance.
- Sunlight & shade: Pools heat faster in sunny areas; shade affects algae growth and heating needs.
- Drainage & soil conditions: Poor drainage or rocky soil may increase costs.
- Privacy & fencing: Local regulations may require barriers or setbacks.

5. Construction Timeline

- Typical build: 8–12 weeks for concrete pools (can vary), shorter for fiberglass or vinyl.
- Weather impact: Rain or extreme temperatures may delay construction.
- Project phases: Excavation -> plumbing/electrical -> shell -> finishes -> equipment -> fill & startup.

7. Maintenance & Long-Term Costs

- Chemicals & testing: Chlorine, pH balancing, and regular testing.
- Cleaning & service: Pool vacuums, skimmers, and professional servicing.
- Repairs: Over time, surfaces, pumps, and heaters may need replacement.

9. Landscaping & Integration

- Decking & pathways: Materials affect safety, heat retention, and aesthetics.
- Planting & shade: Avoid trees that drop excessive debris.
- Integration with outdoor living: Consider cabanas, seating, BBQs, and shade structures.

2. Pool Type & Design

- Concrete/Gunite: Durable, highly customizable, longer construction time.
- Fiberglass: Faster installation, pre-made shapes, limited customization.
- Vinyl: Lower cost, easier to maintain, shorter lifespan.
- Shape, depth, and features: Consider family use, entertaining, pets, and aesthetics.

4. Permits & Regulations

- Building permits: Required in most areas; your builder usually handles applications.
- Safety codes: Fencing, gates, alarms, and signage may be legally required.
- Homeowner association (HOA) rules: Check for restrictions on size, location, or design.

6. Equipment Features

- Filtration & pumps: Properly sized systems keep water clean and reduce energy costs.
- Heaters: Gas, electric, or solar options to extend swimming season.
- Automation & lighting: Timers, smart controls, LED lighting, and water features add convenience and aesthetic value.

8. Safety & Liability

- Fencing & gates: Required in many jurisdictions to prevent accidents.
- Supervision: Children and pets require constant oversight.
- Emergency preparedness: Life rings, first-aid kit, and safety signage recommended.

10. Builder Selection

- Experience & reputation: Check portfolios, references, and reviews.
- Licensing & insurance: Protects you and your property.
- Communication: Transparent timelines, progress updates, and clear contracts.




Strathmore

An 8 x 4 metre pool finished with Burleigh tiles and bordered by Carrara Marblano, offering a clean, contemporary contrast. With its precise proportions and striking detailing, the pool complements the home's architecture while creating a polished, modern focal point.







Aberfeldie

Perched three stories above ground and fully enclosed in glass, this pool offers sweeping river views and an abundance of natural light. Twilight Blue tiles intensify the water's depth, while Havana White marble provides a crisp, modern frame. The result is a striking, elevated retreat with a dramatic, contemporary presence.








Heidelberg

Tucked into a corner terrace and framed by high walls, this pool features Stonehedge tiles and Persian limestone edging for a serene, natural palette. Nestled amongst black bird of paradise planting, it creates a secluded, leafy sanctuary that blends seamlessly with its surroundings.







Blackburn

This L-shaped pool embraces the home with vibrant gunmetal blue tiles and silver travertine coping. Complete with a relaxing spa, the space forms a stylish and inviting outdoor escape, perfect for entertaining or unwinding.







edge3.com.au | 1300 0 EDGE3 | info@edge3.com.au